



## THE FIVE HUMAN SENSES AS BATIK MOTIFS FOR CASUAL CLOTHING

Arif Riyan Fauzi <sup>1)</sup>, Guntur <sup>2)</sup>

<sup>1,2</sup> Indonesian Institute of the Arts Surakarta

<sup>1)</sup>Email: [arifriyan545@gmail.com](mailto:arifriyan545@gmail.com) Phone: 085974972481

<sup>2)</sup>Email: [guntur@isi-ska.ac.id](mailto:guntur@isi-ska.ac.id), Phone: 081327577799

### ABSTRACT

The five human senses are a physiological system in the human body which has the function of recognizing, feeling and receiving various physical stimuli. The Five Senses are unique and contain many values in them. The aim of this final assignment is to be able to describe and be able to create which can later be developed into the creation of written batik motifs. The exploration stage is the first stage by directly observing the human senses which will then lead to the design stage of alternative designs which will later be selected and used as motifs and designs for clothing. Embodiment, is the final stage, where this stage begins with making patterns, scratching, batikting, coloring, locking colors, sagging, and sewing until finishing. The process of creating this work uses dabbling techniques and uses tools and materials such as wax, canting, stove, remasol dye, primisima cloth, and brocade cloth. The results of the creation of this work are 5 casual clothes with different titles and meanings for each dress, namely the work 1 with the title Grana, work 2 with the title Sesanti, work 3 with the title Tuttur, work 4 with the title Gegaran, and work 5 with the title Senguhan. This design produces an innovation to inform the human senses and also batik art in the field of fashion.

**Key Words:** Human Five Senses, Batik, Clothing, Casual



This work is licensed under a CC-BY-NC

### INTRODUCTION

Humans have senses that have different roles. Each human sense has a detection system whose role is to collect information from the surrounding environment. The senses will have the function of being able to detect changes in the surrounding environment, both inside and outside. In human senses, receptor cells are tasked with understanding environmental changes that occur.

These receptor cells have two types, interoreceptors and exoreceptors. Interoreceptors are receptors that have the function of receiving stimuli for the

body found in body cells including muscle cells, ligaments, joints, blood vessel walls and walls of the digestive tract. Apart from that, these receptors are able to recognize changes that occur in the body such as in chemoreceptors which have a role in measuring and monitoring PH, sugar levels and calcium in body fluids.

Exteroreceptors are receptor cells that have the function of receiving stimuli from outside the body. The author uses exteroceptor receptor cells as a medium for conceptual ideas as a source of ideas for creating works that utilize the human senses, including the sense of sight, the sense of smell, the sense of hearing, the sense of taste, and the sense of touch. (Joan Imanuella, 2022)

The five human senses also have different functions and roles for the continuity of the human body. The importance of the five human senses was raised as a theme because the human senses have a form and functional role that is able to balance the human body's immune system.

Batik is a piece of cloth that has a manufacturing process that is carried out in stages and specifically, resulting in a work that has high artistic value. (Aan Sudarwanto, 2019) Batik has various styles, where each style has a different philosophy. Batik generally has a structure or pattern which makes for a variety of designs in the form of lines, shapes and designs which are then combined into one unit so that batik will be created as a whole. Batik making is also a hereditary tradition that has been carried out since the colonial era and was intended for kingdoms, so that at that time batik was only intended for certain families. One form of batik motif that will be applied in the final assignment of this work is the five human senses as a batik motif for casual wear where this motif is very rarely found by the community and this also aims to increase the diversity of existing batik motifs, apart from that the author also has the aim of making batik motifs with the theme of the five human senses as a forum for expressing human senses through batik motifs for the community so that they can maintain and use their senses wisely (Cahayani & Rahayu, 2021).

Busan is taken from the Sanskrit word "Bhusana" and in the KBBI it has been summarized with the word "Busana" which is the equivalent of clothing. This clothing also includes clothing from top to bottom. Clothing also includes basic clothing and complementary clothing. (Ernawati, et al 2008 pp. 1 and 3)

Casual clothing is a style of clothing that is comfortable, relaxed and not too formal. This casual clothing style is often used for daily activities or worn when relaxing without requiring too many knick-knacks. This casual clothing activity emphasizes comfort and personal expression of one's achievements and diversity in clothing such as jeans, t-shirts, etc. The term casual or relaxed first appeared in the 80s, where casual itself indicated personal success and wealth. This casual clothing is aimed at people aged 18 to 29 years.

In the process of creating a work of art, it needs to be done methodologically using research methods, namely the writings of SP.Gustami, where the creation of works of art uses gradual methods including exploration, design, realization (Gustami. 2007:329). The method used in the process of creating this work uses three stages, including exploration, design, and realization. The exploration stage begins with observing the surrounding environment, social media, literature studies and conducting data mining with interviews. The second stage is the design stage, at this stage the data that has previously been carried out is then used as a reference in making alternative sketches which will later become the selected design. The third stage is the realization stage, where at this stage the selected design will be realized and realized into a real work.

## **METHODOLOGY**

### **1. Exploration**

In this stage the author looks for several possibilities that are supported by preliminary research. The author observes the structure and form of the five human senses directly or through websites and journals. After all the data is collected, then analyze the data to draw a conclusion.



a. Concept Exploration









In searching for the data obtained, the senses that humans have do not only have five, but the author took five of the human senses that are known to the wider community, including, the sense of smell, the sense of sight, the sense of taste, the sense of hearing and the last one is the sense of smell. touch. The author's aim in taking this concept is as a medium of information and to motivate people, especially those who have complete human senses, to be able to appreciate and protect these senses.

b. Motive Exploration

In this stage the author stylizes and replicates the ideas raised to be realized into written batik motifs in order to obtain beautiful motifs. Starting from a visual review that was previously collected, then considered in the form of motifs that have a pattern batik structure. Batik Including the main motif, motifs upporterand fun. The main motif in this clothing work is the human senses, the supporting motifs are flowers, as well as isen in the form of cecek and sawut.

Table 1 Exploration of Motif Forms

| No  | Name           | Visual Overview   | From the Motif Already  |
|-----|----------------|---|---|
| 1 . | SENSE<br>SMELL |  |  |
| 2.  | SENSE<br>LOOK  |   |   |

| No | Name              | Visual Overview   | From the Motif Already  |
|----|-------------------|---|---|
|    |                   |    |    |
| 3. | SENSE<br>TASTE    |    |    |
| 4. | SENSE<br>LISTENER |   |   |
| 5. | SENSE<br>TOUCH    |  |  |





### c. Explore Fashion Forms


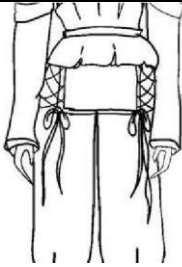


The first stage in clothing exploration is looking for references about clothing forms casual. Followed by creating several alternative designs which are then submitted to the supervisor to be selected as the final design. Fashion casual men and women in this final project are designed according to a simple

but consistent design elegantso it producesstylebeautiful fashion. Materials used in the design of this work is Primisima cotton fabric. For the color concept the author chosetonered, maroon, black, brown colors which give a colorful and lively impression in every outfit.

In every casual clothing that has been designed by the author, the Five Senses of Human motif has a share of 70% with clothing that has adapted to the repetition structure that has been made. The motifs on this casual clothing will still stand out and this clothing is made using primisima fabric and silk cotton.

Table 2 Eksploration of Fashion Forms)

| No | Visual Overview   | Exploration of Fashion Forms  | Description   |
|----|---|---|---|
| 1. |   |   | Long sleeve shape and collar for Women's jacket, then combined with a long skirt and a tie at the waist |
| 2. |  |  | The shape of a men's vest is simple and uses a long shirt layer and shorts at the bottom                |
| 3. |   |   | Form a waist layer or layers with straps and trousers   |

| No | Visual Overview  | Exploration of Fashion Forms   | Description  |
|----|--|--|--|
|    |   |  |  |
| 4. |  |   | Arm shape<br>Long balloon down with<br>jumswit layer |

#### d. Engineering Exploration

The choice of material in this final work project prioritizes the element of comfort and selling value, in terms of fabric, the author uses fabric that has the property of absorbing sweat and is not hot when worn. The main material used in making clothing casualThis is primisima fabric and is combined with cotton, silk and organsa fabric. Some clothes also have supporting materials added with the aim of beautifying the clothes.

In the process of realizing this Final Project fashion work, the technique used is the hand-written batik technique with remasol synthetic coloring. The remasol dyeing technique is a technique that is carried out by dabbing color into the cloth while letting it air, then carrying out a locking process which then covers part of the cloth with wax which aims to maintain the first color before dyeing the second dye and so oIsen - isen is a pattern of filling in areas that appear empty. In this final project the author uses isen-isen designs in the form of cecek,

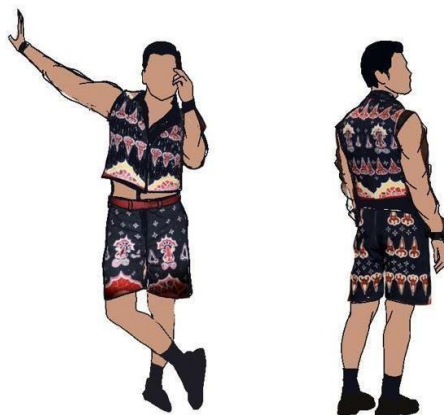
cecek Lima, cecek pitu, herangan, and stripes. These incentives are also applied through gold prada which has the same goal, namely filling and beautifying empty spaces.

## 2. Work Design

The process carried out in fashion design first is to create a fashion design with several choices and determine the appropriate motif design. At the visualization stage, the design is carried out by creating alternative sketches and selecting sketches that will be perfected in digital form using the Procreat application. This is done with the aim of creating The following design has been refined:



Picture 1 Improved Motif Design 1



Picture 2 Fashion Design perfected "Karya 1

Clothing design perfected "Karya 1" Sketch 1 is a work entitled Grana.





Picture 3 Improved Motif Design 2



Picture 4 Fashion Design perfected "Karya 2"

Alternative sketch 2 is a work entitled Sesanti.




Picture 5 Improved Motif Design 3



Picture 6 Enhanced sketch "Work 3"

Alternative sketch 3 is a work entitled Tuttur.



Picture 7 Improved Motif Design 4



Picture 8 Enhanced Sketch "Work 4"

Alternative sketch 4 is a work entitled Gegaran.



Picture 9 Improved Motif Design 5



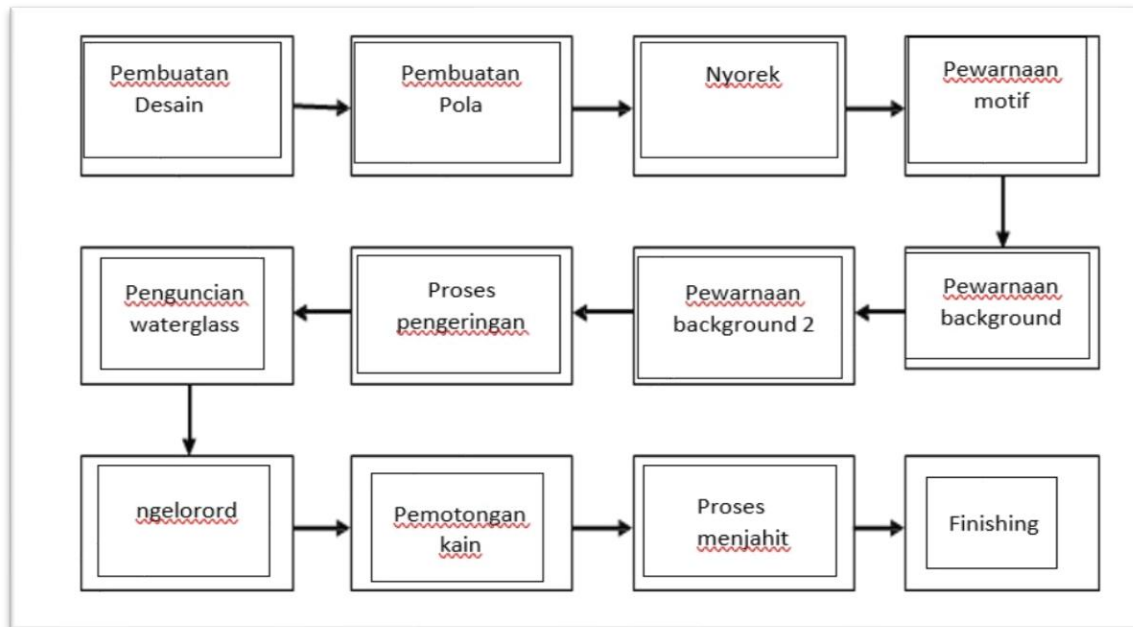
Picture 10 design perfected "Karya 5"

Alternative sketch 5 is a work entitled Senguhan.

### 3. Manifestation Stage

The realization stage is the stage that makes the work come true in accordance with the concept, basis and design so that the work is created. The process carried out by the author from start to finish is by preparing tools and materials, making clothing patterns, the batik process, cutting patterns, sewing and


finishing. This is done to create work that is satisfying and fits the fashion conceptcasual.



Picture 11 Picture Of The Flow Of The Work Embodiment

## RESULT AND DISCUSSION

### 1. Work 1 "GRANA"



Picture 12 Picture Of Work 1 "Grana"

This work tells the story of a beautiful form that follows the fragrance of an aroma which is the most important part in terms of taste and aura. Work This tells the story of how GRANA figures in everyday life, teaching about various smells, each of which will give rise to different expressions. The colors used in this batik are black, brown, maroon and red, which are currently some of the colors that are currently trending. The color material used in this batik is remasol dye using the dabbing technique. The fabric used to make this motif is prmissima fabric.

Fashion concept casual GRANA's work consists of a long transparent tile shirt top, which is wrapped with a patterned vest which has a long rib on the front of the shirt, then combined with short bottoms which have pockets on the right and left. The message that the author wants to convey through this GRANA work is to take advantage of the moments received from an aroma which will later create an expression that has a different meaning.

## 2. Work 2 "SESANTI"



Picture 13 Picture Of Work 2 "Sesanti"

This work tells the story of a beauty of form that follows the beauty of a



vision which is the most important part and is often said to be a window to the world. This work tells the story of the figure of SESANTI in everyday life which teaches about the shape, size, color and position of an object which has an important role in it.

The colors used in this batik are black, brown, maroon and red, which are currently some of the colors that are currently trending. The color material used in this batik is remasol dye using the dabbing technique. The fabric used to make this motif is prmissima fabric. Fashion conceptcasualSESANTI's work consists of a shirt top that has long sleeves, but uses a modern accent by applying a cut sleeve pattern at the top of the basic pattern. At the bottom, use long trousers with a ruffle accent on the front and combined with a plain obite at the waist.

### 3. Work 3 "TUTUR"



Picture 14 Picture Of Work 3 "Tutur"

This work tells the story of a beautiful form that has very strong stimulation, where these stimuli form a different expression based on the stimulation received. This work tells a story about how a figure TELLS in everyday life teaches about characters that are accepted based on taste.

The colors used in this batik are black, brown, maroon and red, which are currently some of the colors that are currently trending. The color material used in this batik is remasol dye using the dab technique. The fabric used to make this motif is primsissima cloth.

Fashion concept casual TUTUR's work consists of an oter shirt top combined with jumswit clothing, where this clothing has a long form from top to bottom and is made using one basic pattern technique. On the arms, use rubber which will follow the pattern of the wearer's wrist. (Sudarwanto, 2012)

#### 4. Work 4 "GEGARAN"



Picture 15 Picture Of Work 4 "Gegaran"

This work tells the story of a beautiful form that follows the stimulation of sound waves received at different volumes. This work tells the story of the figure of GEGARAN in everyday life, teaching how to respond to a sound based on different waves.

The colors used in this batik are black, brown, maroon and red, which are currently some of the colors that are currently trending. The color material used in

this batik is remasol dye using the dabbing technique. The fabric used to make this motif is prmissima fabric.

Fashion conceptcasualGEGARAN's work consists of a shirt top with a jacket style that uses a long shirt layer worn on the inside. Then combine it with short bottoms that have pockets on the right and left.

## 5. Work 5 "SENGUHAN"



Picture 16 Picture Of Work 5 "Senguhan"

This work tells the story of a beautiful form that follows the principles of hands and skin which have a strong stimulation in touching something. This work tells the story of the figure of the sense of SENSE in everyday life, teaching about the various types of stimuli that can appear just by touching. In this section, the author takes the palm of the hand as the main element of the sense of touch because it has an interesting texture to make into a work of art. The colors used in this batik are black, brown, maroon and red, which are currently some of the colors that are currently trending. The color material used in this batik is remasol dye using the dabbing technique. The fabric used to make this motif is prmissima fabric.

Fashion conceptcasualin the SENGUHAN work consists of superiors outerwhich is combined with a brocade singlet used in the natural section, then has



a long sleeve accent and is combined with a semi-circular pattern of fabric. At the bottom, a long skirt is used which has a drawstring accent on the front side of the skirt so that it can create a stylish skirt fashion trends.

## CONCLUSION

The author creates written batik works with the Five Senses motif humans are a new thing. Of the several motifs selected, Maybe it's rare or even no one has made this batik motif fashion. These include Eyes, Nose, Ears, Tongue, Hands and Motif its supporters are used as batik motifs. Always creating works of art has the meaning of every intention conveyed by the author. So as with a Final Work Assignment entitled "The five human senses as a batik motif for clothingcasual.The author conveys several message through the creation of batik clothing, especially to every human beingin order to maintain our senses and body health others. The author's choice of the title of the batik motif work is in accordance with character, traits and human processes in undergoing stages life.

## REFERENCES

- Cahayani, W. A., & Rahayu, I. D. (2021). *Batik Histology: Expression Medical Culturepreneurship*. Brawijaya University Press.
- Ernawati, et al. (2008). *Tata Fashion For School Vocational*. Jakarta: Direktorat Pembinaan Sekolah Menengah Kejuruan, Direktorat Jenderal Manajemen Pendidikan Dasar dan Menengah, Departemen Pendidikan Nasional.
- Guntut. (2004). *Ornaments: An Introduction*. STSI Surakarta Press.
- Gustami, S. P. (2007). *Butir-butir mutiara estetika Timur: Ide dasar penciptaan seni kriya Indonesia* (p. 329). Yogyakarta: Prasista.
- Sudarwanto, A. (2012). *Batik and Symbols of King's Majesty*. Citra Ilmu LPKBN.
- Sudarwanto, A. (2019). *Application of the Transformation Shape Model Using the Strongest Character Technique to Produce Batik Texture Motifs*. *Arts and Culture Journal*.
- Sukadiyanto. (n.d.). *Principles of Tennis Playing Patterns* (p. 261).
- Wulandari, A. (2011). *Indonesian Batik: The philosophical meaning of manufacturing methods and the Yogyakarta batik industry*.
- Yasriuddin, Y., & Wahyudin, W. (2017). *Tennis Field* (p. 13).